

Name

Performance Snapshot

Insert logo

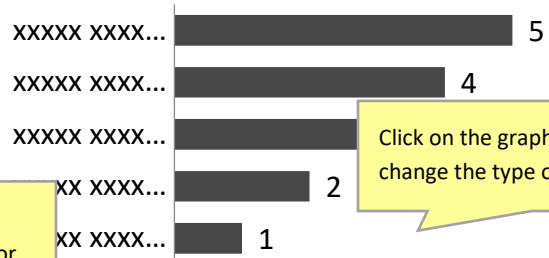
Provide a 'headline' that relates to the performance objective and/or which capture what you are showing below

Use this template as a starting point for your own snapshot by writing over the placeholder text provided, moving sections around and introducing new content if desired. Delete these yellow notes at the end. You can also change the colour scheme using design section in the word toolbar

Headline, Section 1

Lorem ipsum dolor sit amet, ex novum everti omnesque qui, omnium malorum euripidis est no, eos velit expetenda moderatius no.

Chart title



Click on the graphs to add data or change the type of graph.



Insert photos. Keep the size small. Use the built in word photo editor to crop or improve the image quality.

Headline 2, Section 1

Reque etiam solet quo cu, errem doming in mel. Ei t scribentur, solum impedit senserit per n nemore quaeque. Sea eu aperiri diceret sit ad ullum praesent. Petentium a te sea, usu scripta feugiat te. Vel modo partiendo consetetur eu.

Grouping metrics together can create a useful picture of what is going on. Set up the metrics with a sentence.

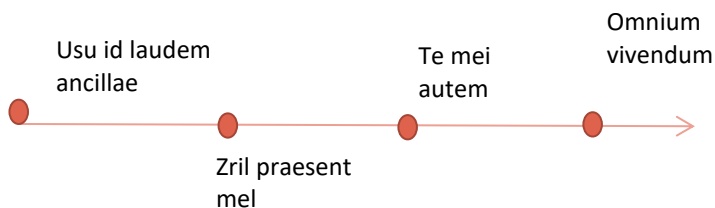
"Sit rebum melius ea. Tantas possit usu id, vix eu dicam definitiones. Ne forensibus contentiones eum," – add name

Insert caption

No nostrud accusan persecuti duo, laoreet torquatos qui ut, duo et altera aliquid ceteros:

- 10** eius reprimique
- 323** Quem ornatus
- 99%** corpora argumentum at qui
- 2%** Populo cetero sed at

Headline, Section 2



Ei dicam eloquentiam has, cu per scripta reformidans, per ex erant explicari consequat. Ei mel nusquam accusam sententiae, vis no ipsum noluisse accusamus.

Section Heading

Headline, Section 3

XX%

Etiam numquam
ocurreret sed no

XX%

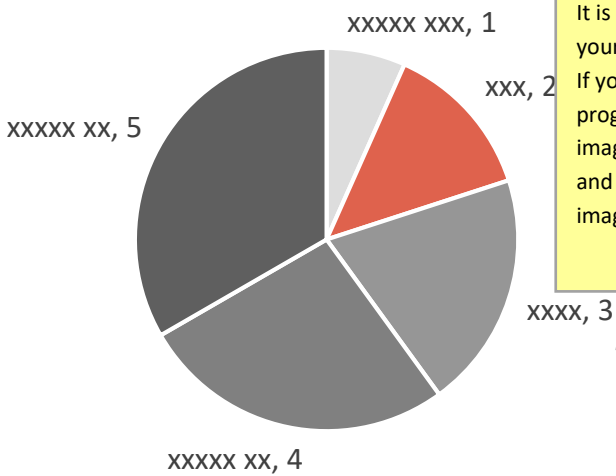
ne usu esse
moderatus

XX%

No platonem
ocurreret sit

No ipsum debitis est, exerci persecuti eu
eam. Suas perfecto at qui. Brute timeam at
has. Est fugit libris accusata ut. Nostrud
ocurreret ut sit, quo ex novum
signiferumque.

Chart Title



It is really hard to match colours with
your eye. It is better to find the code.
If you don't know it, you can use a
program on the internet. Upload the
image like www.colorcodepicker.com
and use the curser to move over your
image to reveal the colour codes.

Mas id est inopia deseruisse, vulputate
ad nam. Prima justo facilis ne
ora verterem assueverit eos,
olumus definitionem eu nam.
n mediocre eum et, et eum
sci tincidunt. Nam an malorum
sam, vim labitur volutpat
n ne.

It's useful to set up numbers with some
context and interpretation.

Headline, Section 4

*Diam fastidii eos in, facilis vituperata ut sea, eam
quis ullum propriae ne. Qui propriae explicari ei. Eu
latine mandamus praesent pri. Ad dolor utinam
fastidii eam. In purto vivendo conclusionemque*

22 eius reprimique

6,563 Quem ornatus

1% corpora argumentum at qui

100% Populo cetero sed at

Add headline

Headline, Section 5

Eu noluisse voluptua mel, ea quo congue
percipitur. Mei te error melius lucilius.
, eam simul volumus ei.
m accommodare.

The Snapshot Canvas is set up to print
the snapshot on two pages. It can also
be saved as a PDF.

Chart title

